

BULLET

CROSSFIRE, BULLET & PREMIER TRAVEL TRAILERS



KEYSTONE
RV COMPANY

CAMP BETTER



BULLET 287QBS



BULLET 312BHS



PREMIER 25RKPR



★★★★★

"I knew that I wanted a fiber-glass camper shell, no slides, a large picture window, a full kitchen, a full bathroom, a separate bedroom, and tons of storage - all in an RV under 22 feet. Keystone RV delivered. My floorplan has a murphy bed and that created the feel of a separate sleeping space while having the bed completely out of sight during the daytime. As for storage? I currently have a 4-person hot tub in the basement storage of my travel trailer!"



@ALEXISCHATEAU_ — BULLET CROSSFIRE 1800RB OWNERS



★★★★★

"I choose Keystone RV for the workmanship and the pride they take in their products. I choose my Keystone Premier 22RBPR because the layout fits my lifestyle perfectly. Normally I travel on my own and it's the perfect amount of space for me, and if my fiancé Ali comes there's enough space for the two of us and even our dog Piper. We love our Keystone Premier!"



@KYLE_PEPPERZ — BULLET PREMIER 22RBPR OWNER

VISIT OUR WEBSITE FOR PHOTOS,
360° TOURS, AND FULL PRODUCT DETAILS



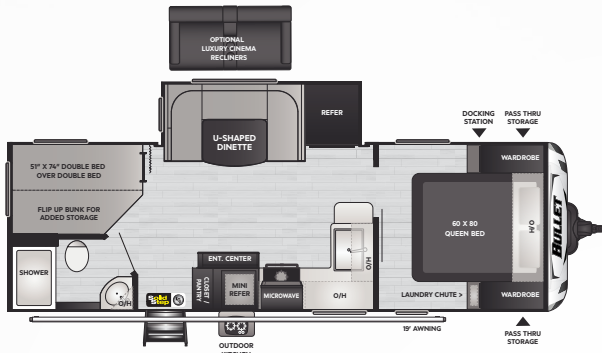
2023 BULLET | EXCEPTIONAL FEATURES

- NORCO FRAME, SPECIFICALLY ENGINEERED FOR EACH FLOORPLAN
- WALKABLE ROOF & REAR LADDER*
- REAR LADDER PREP (CROSSFIRE ONLY)
- HYPERDECK™ WATER-RESISTANT FLOORING
- HEATED AND ENCLOSED UNDERBELLY FOR EXTENDED SEASON CAMPING
- LCI SOLID STEP*
- POWER STABILIZER JACKS, TONGUE JACK, AND AWNINGS
- GIGGY BOX 12V DISTRIBUTION CENTER FOR ADDED ORGANIZATION AND PROTECTION
- EXTERIOR DOCKING STATION*
- 51 CU. FT. PASS-THROUGH STORAGE WITH PEG BOARD STORAGE PANEL*
- DOMED CEILINGS*
- **NEW GIRARD TANKLESS WATER HEATER**
- DREAM DINETTE™ (SELECT MODELS)*
- STAINLESS STEEL FARMHOUSE STYLE SINK
- CONVERTIBLE CABINETS
- RESIDENTIAL, 60" X 80" QUEEN-SIZED BED*
- PILLOW-SIDE SHELVING, DESIGNED FOR CPAP MACHINES
- LAUNDRY CHUTE
- SOLARFLEX 200 AND 400I SOLAR POWER PACKAGES W/OPTIONAL DRAGONFLY ENERGY LITHIUM-ION BATTERIES
- FULL MOLDED FIBERGLASS FRONT CAP (PREMIER MODELS ONLY)
- SOLID SURFACE COUNTERTOPS (PREMIER ONLY)

*N/A ON CROSSFIRE MODELS

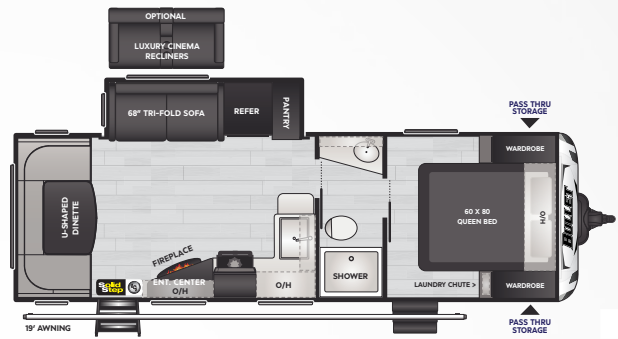
MODEL	WEIGHT	CARRYING CAPACITY	HITCH WEIGHT	FRESH WATER**	WASTE WATER	GRAY WATER	LPG	LENGTH*	WIDTH	HEIGHT	AWNING
250BHS	5748	1652	715	54	30	60	40	29' 5"	8'	10' 8"	19'
253RDS	5660	1940	835	54	30	60	40	29' 10"	8'	10' 8"	21'
258RKS	5881	1719	650	54	30	60	40	29' 9"	8'	10' 8"	19'
260RBS	6226	1374	725	54	30	60	40	30' 6"	8'	10' 8"	21'
287QBS	6404	1196	735	54	30	30	40	33' 8"	8'	10' 9"	15'
290BHS	6380	1220	705	54	30	60	40	33' 6"	8'	10' 8"	21'
312BHS	6864	1736	785	54	30	60	40	35' 9"	8'	10' 11"	21'
330BHS	7682	918	800	54	60	30	40	37' 6"	8'	10' 11"	19'
331BHS	7287	1913	1025	54	30	30	40	37' 0"	8'	10' 11"	21'
1700BH	3806	1194	525	54	30	30	40	21' 4"	8'	10' 4"	11'
1800RB	3754	646	480	37	30	30	40	21' 4"	8'	10' 5"	11'
1850RB	4230	1170	595	54	30	30	40	22' 3"	8'	10' 5"	11'
1900RD	3892	1108	535	54	30	30	40	21' 11"	8'	10' 5"	11'
2200BH	4573	1727	425	54	30	30	40	25' 4"	8'	10' 4"	15'
2290BH	5040	1960	685	54	30	30	40	26' 11"	8'	10' 8"	15'
2500RK	5715	1785	660	54	30	60	40	29' 11"	8'	10' 8"	19'
2730BH	5722	1878	630	54	30	30	40	31' 1"	8'	10' 8"	15'
19FBPR	4786	1714	480	37	30	30	40	24' 0"	8'	11' 0"	12'
23RBPR	5700	1300	870	54	30	60	40	27' 1"	8'	11' 0"	15'
25FKPR	6520	1080	795	54	30	60	40	28' 0"	8'	11' 0"	21'
25RKPR	6290	1310	885	54	30	60	40	29' 8"	8'	11' 0"	19'
26RBPR	6727	773	755	37	30	60	40	31' 10"	8'	11' 0"	21'
29RKPR	6890	1000	890	37	30	60	40	34' 3"	8'	11' 1"	21'
30RIPR	7435	765	1045	54	30	60	40	35' 5"	8'	11' 2"	21'
31REPR	7780	1420	1300	54	30	60	40	36' 0"	8'	11' 2"	11'/11'
33BKPR	7995	1805	1165	54	60	60	40	37' 11"	8'	11' 4"	21'

**EFFECTIVE W/ MODELS BUILT ON 10/1/22 AND LATER



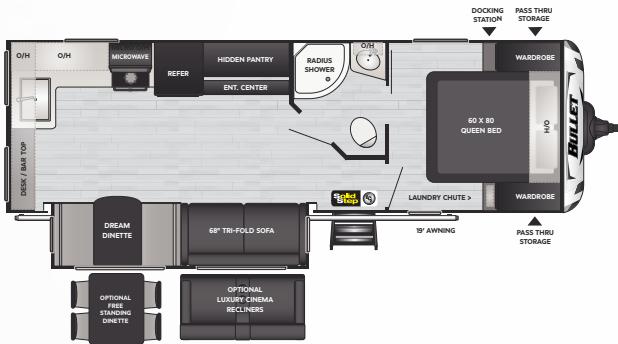
250BHS | WEIGHT 5748 | LENGTH 29' 5"

▪ DOUBLE BUNKS, DINETTE SLIDE, OUTSIDE KITCHEN



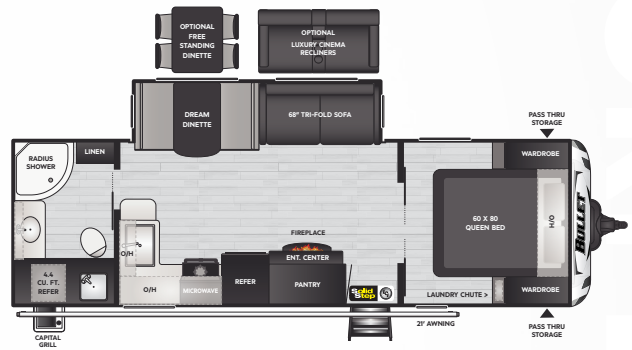
NEW! 253RDS | WEIGHT 5660 | LENGTH 29' 10"

▪ PASS THROUGH BATH, REAR BOOTH DINETTE



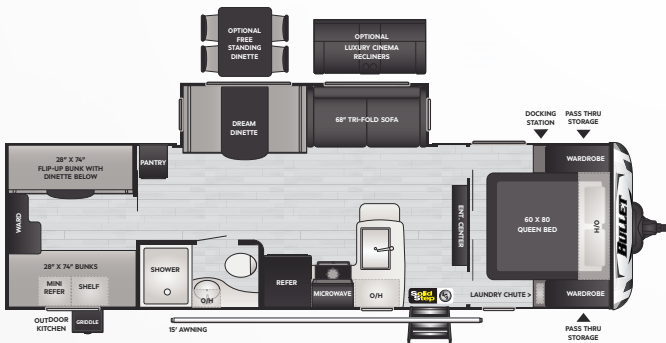
258RKS | WEIGHT 5881 | LENGTH 29' 9"

▪ REAR KITCHEN, SUPER SLIDE, HIDDEN PANTRY



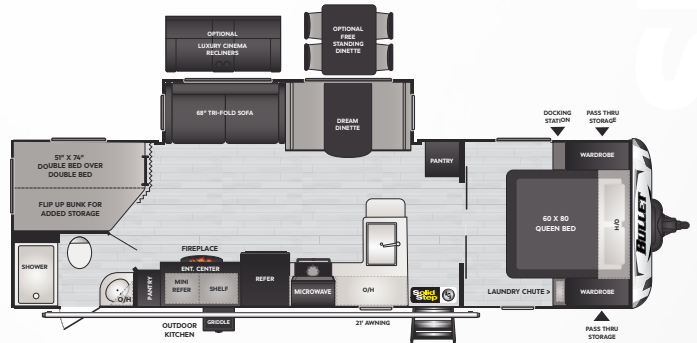
NEW! 260RBS | WEIGHT 6226 | LENGTH 30' 6"

▪ REAR BATH, OUTSIDE KITCHEN



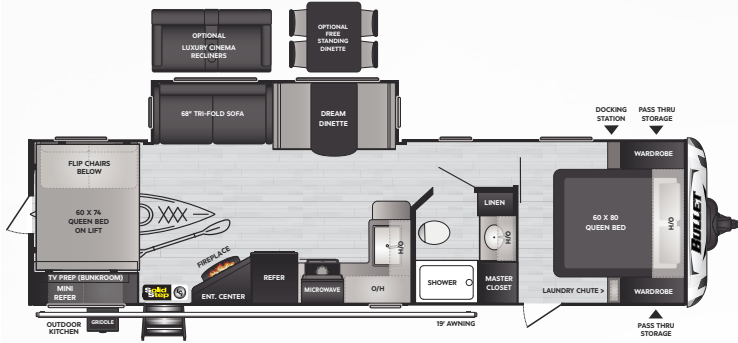
287QBS | WEIGHT 6404 | LENGTH 33' 8"

▪ QUAD BUNK ROOM, SUPER SLIDE, OUTSIDE KITCHEN



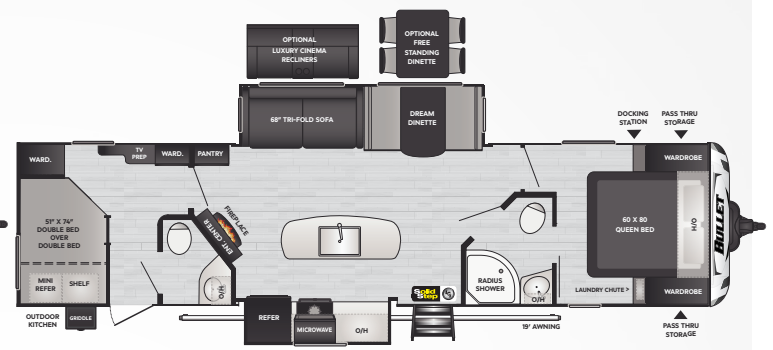
290BHS | WEIGHT 6380 | LENGTH 33' 6"

▪ DOUBLE BUNKS, SUPER SLIDE, OUTSIDE KITCHEN



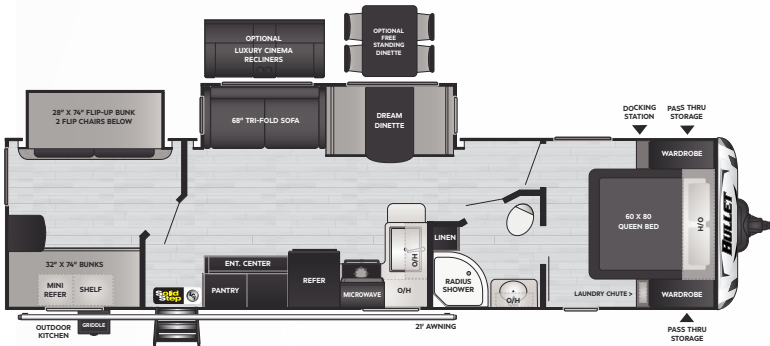
312BHS | WEIGHT 6864 | LENGTH 35' 9"

▪ BUNK LIFT W/ KIDS LOUNGE AREA, SUPER SLIDE, OUTSIDE KITCHEN



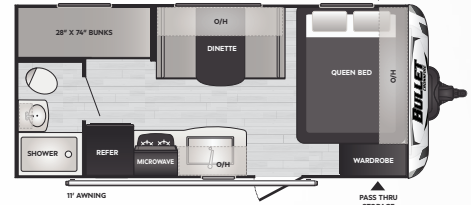
330BHS | WEIGHT 7682 | LENGTH 37' 6"

▪ DOUBLE BUNKS, 1/2 BATHS, ISLAND KITCHEN



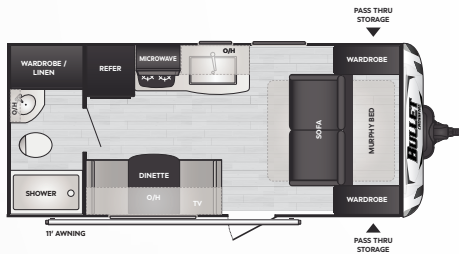
331BHS | WEIGHT 7287 | LENGTH 37' 0"

▪ BUNKROOM W/ SLIDE, SUPER SLIDE, OUTSIDE KITCHEN



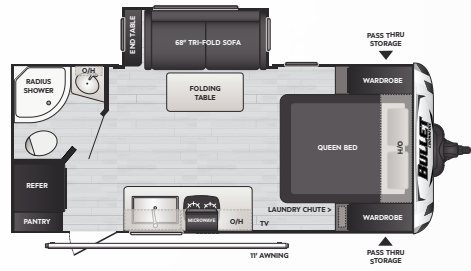
1700BH | WEIGHT 3806 | LENGTH 21' 4"

CROSSFIRE ▪ BUNKS, SINGLE AXLE



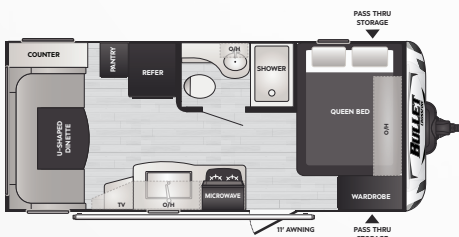
1800RB | WEIGHT 3754 | LENGTH 21' 4"

CROSSFIRE ▪ REAR BATH, MURPHY BED, SINGLE AXLE



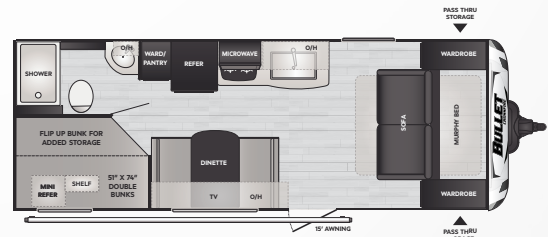
1850RB | WEIGHT 4230 | LENGTH 22' 3"

CROSSFIRE ▪ REAR BATH, SOFA SLIDE, SINGLE AXLE



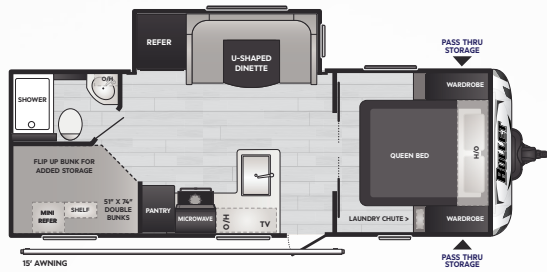
1900RD | WEIGHT 3892 | LENGTH 21' 11"

CROSSFIRE ▪ REAR DINETTE, SINGLE AXLE

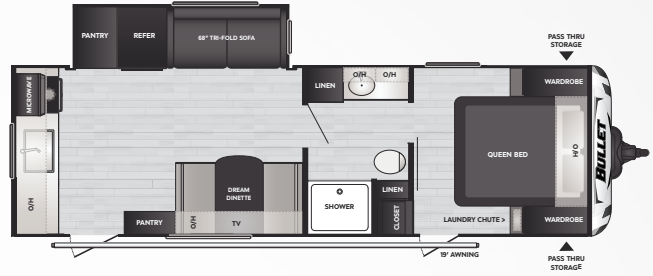


2200BH | WEIGHT 4573 | LENGTH 25' 4"

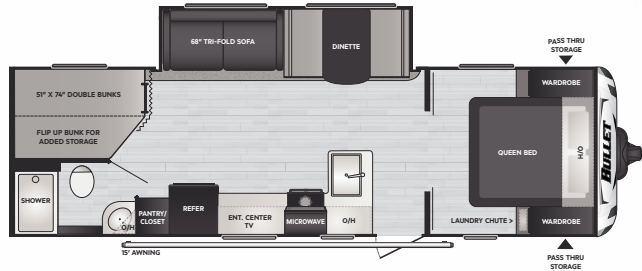
CROSSFIRE ▪ DOUBLE BUNKS, MURPHY BED, OUTSIDE KITCHEN



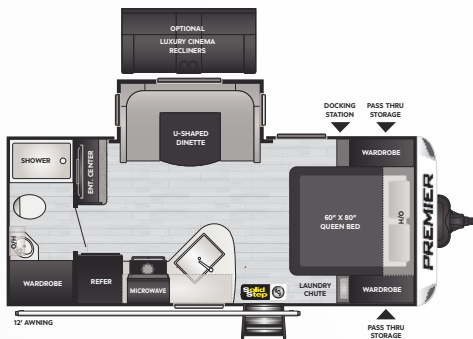
NEW! **2290BH** | WEIGHT 5040 | LENGTH 26' 11"
CROSSFIRE ▪ REAR BATH, DOUBLE BUNKS



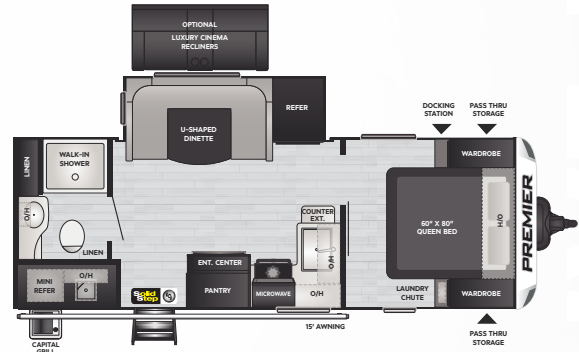
2500RK | WEIGHT 5715 | LENGTH 29' 11"
CROSSFIRE ▪ REAR KITCHEN, SOFA SLIDE



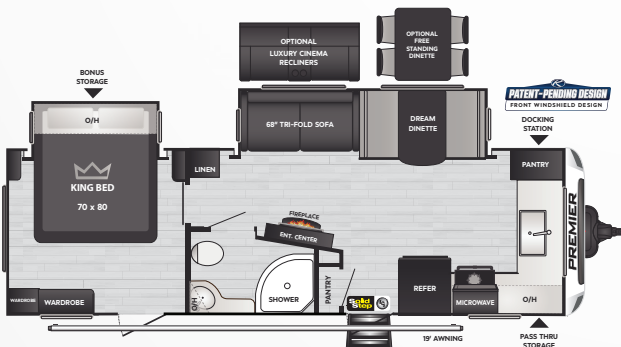
2730BH | WEIGHT 5722 | LENGTH 31' 1"
CROSSFIRE ▪ DOUBLE BUNKS, SUPER SLIDE



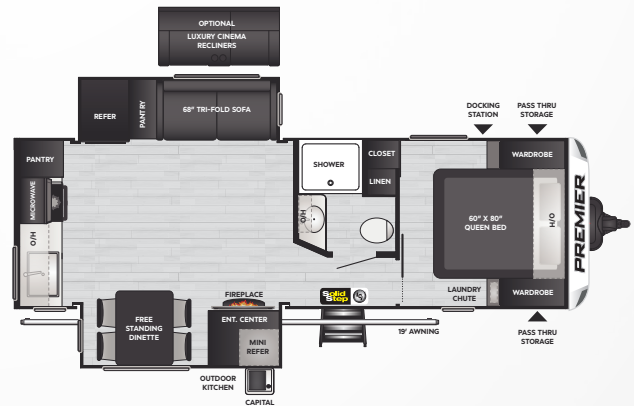
19FBPR | WEIGHT 4786 | LENGTH 24' 0"
PREMIER ▪ REAR BATH, DINETTE SLIDE



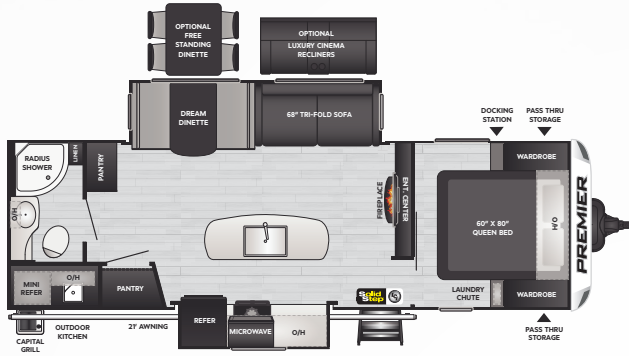
23RBPR | WEIGHT 5700 | LENGTH 27' 1"
PREMIER ▪ REAR BATH, DINETTE SLIDE, OUTSIDE KITCHEN



25FKPR | WEIGHT 6520 | LENGTH 28' 0"
PREMIER ▪ FRONT KITCHEN, KING BED, BEDROOM SLIDE

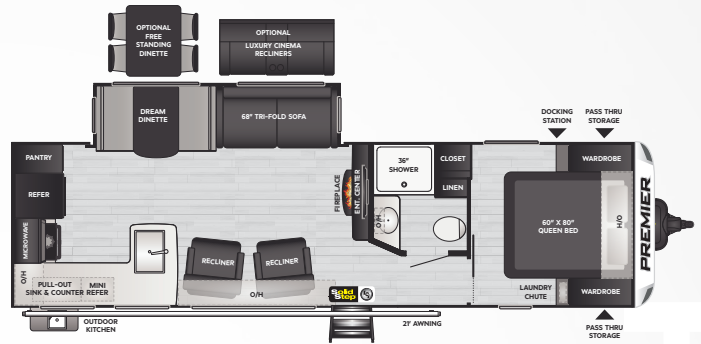


25RKPR | WEIGHT 6290 | LENGTH 29' 8"
PREMIER ▪ REAR KITCHEN, OPPOSING SLIDES



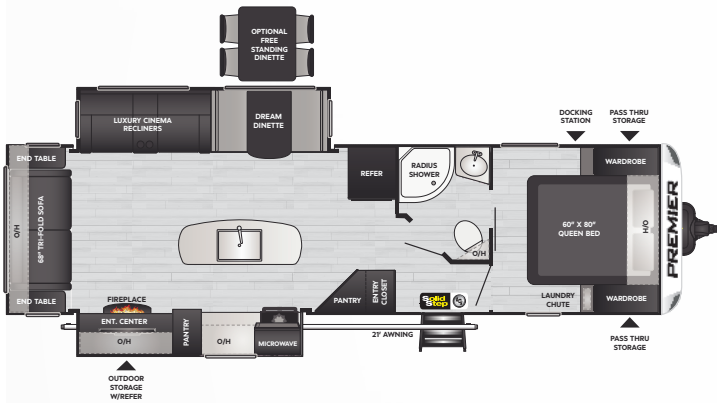
26RBPR | WEIGHT 6727 | LENGTH 31' 10"

PREMIER ▪ REAR BATH, ISLAND KITCHEN, OUTSIDE KITCHEN



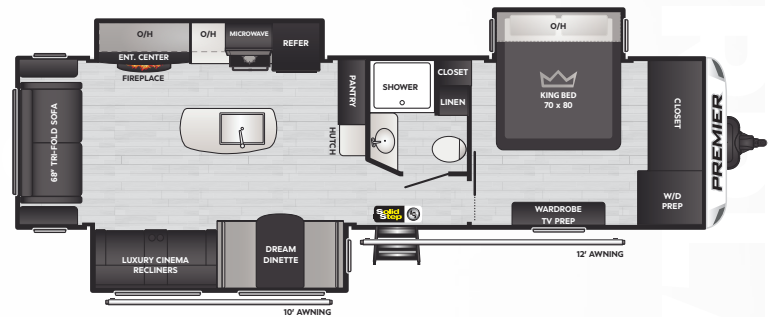
29RKPR | WEIGHT 6890 | LENGTH 34' 3"

PREMIER ▪ REAR KITCHEN, SUPER SLIDE, OUTSIDE KITCHEN



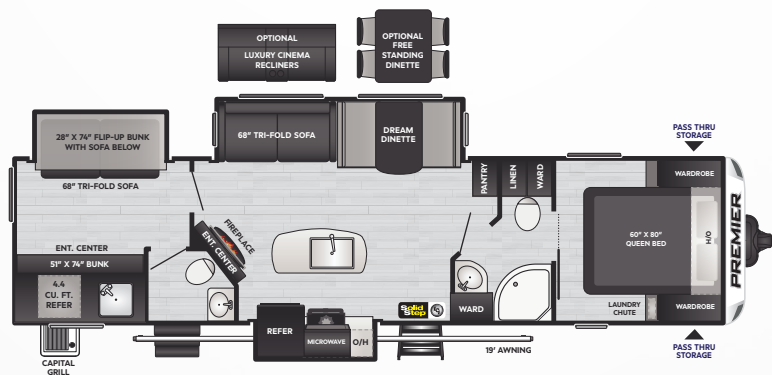
30RIPR | WEIGHT 7435 | LENGTH 35' 5"

PREMIER ▪ REAR LIVING, ISLAND KITCHEN, OUTSIDE ENTERTAINMENT




NEW! **31REPR** | WEIGHT 7780 | LENGTH 36' 0"

PREMIER ▪ REAR ENTERTAINMENT, ISLAND KITCHEN, KING BED SLIDE



NEW! **33BKPR** | WEIGHT 7995 | LENGTH 37' 11"

PREMIER ▪ REAR BUNKROOM, BATH AND A HALF



TAKE CHARGE OF HOW YOU CAMP

EXCEPTIONAL QUALITY, IMPOSSIBLY VERSATILE, SolarFlex™ IS SHATTERING CUSTOMER'S EXPECTATIONS OF FACTORY-INSTALLED SOLAR POWER. EXCLUSIVELY AVAILABLE ON ALL KEYSTONE RV MODELS.



Relieve battery anxiety with legendary Lithium-ion deep cycle batteries – the ultimate replacement for lead acid. Lightweight, reliable, and longer-lasting, Dragonfly Energy batteries are made in the USA and available exclusively from Keystone RV and authorized dealers.

MY KEYSTONE OWNER'S APP

THE ONLY APP YOU'LL NEED...

» MANUALS & QUICK START GUIDES

» HOW-TO VIDEOS



» FIRST-TIME CAMPER'S ADVICE

» ACCESS TO YOUR RV'S MOBILE APPS

Available for iOS and Android devices.



FOLLOW US FOR THE LATEST!

